



L. P. Miller Comprehensive School

Maximize Individual Student Learning



North East School Division #200 • Box 2650 • 501-535 6th Street East • Nipawin, Saskatchewan • S0E 1E0
 Phone 306-862-4671 • <http://lpmiller.nesd.ca> • lastname.firstname@nesd.ca

Principal - C. Froehlich • Vice-Principals – K. Stene and N. Stadnek

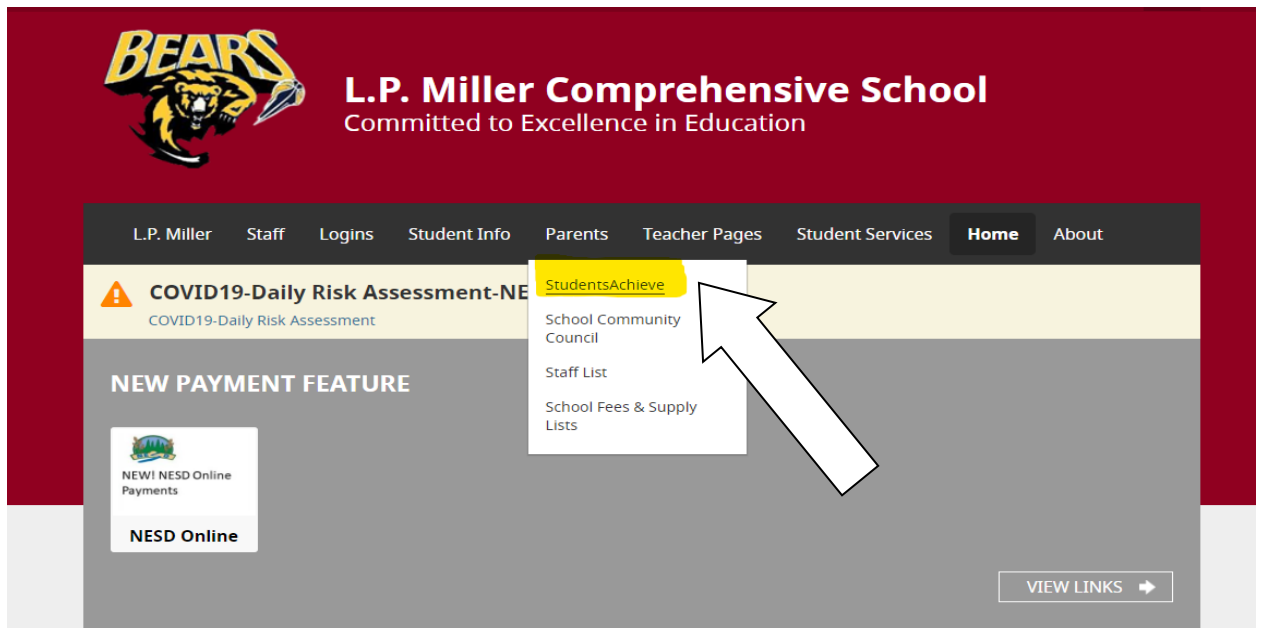
2020-2021 Paperless Report Card Access

1. To access StudentsAchieve and your child's marks

Step 1: Go to the LP Miller Website

Step 2: Click on Parents

Step 3: Click on StudentsAchieve



Step 4: Enter your Username and Password. Your username will be the first 4 letters of your last name plus the first 4 letters of your first name. If you have forgotten your password you can recover it at the “Click Here” link.

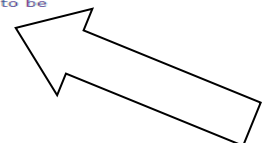


Notice to Parents : If you don't have a login, you can create one if you know your child's login and password. Click the 'Add a new Parent' button to add yourself to the system. [Add a Parent](#)

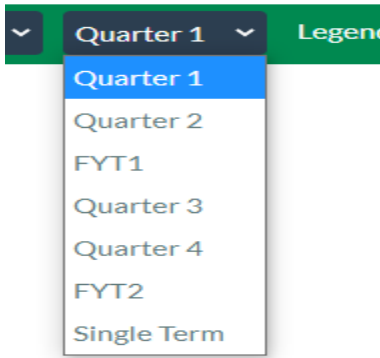
[En français](#)

You must enter your login info to enter this site. The login name and password should have been sent to you via email from the StudentsAchieve site administrator. If you cannot remember your password please [Click Here](#) to be redirected to the password recovery page

If you have any problems accessing this site, please contact the [Site Administrator](#)



Step 5: Select the proper Quarter to get an overview of all your child's marks.



Step 6: Understanding the overview: the overall mark for each course is the top number.

Focus Area - Outcome Analysis	91	
<u>Unit 1</u>	92	
<u>Unit 2</u>	96	
<u>Unit 3</u>	88	
<u>Unit 4</u>	89	
<u>Unit 5</u>	93	

Step 7: You can open each unit and/or outcome to see specific assignments. Assignments in gray are FORMATIVE and DO NOT count towards a student's grade. Assignments in red, yellow, green or blue are SUMMATIVE and DO count towards to the overall mark.

Focus Area - Outcome Analysis	91
<u>Unit 1</u>	92
<u>Unit 2</u>	96
<u>Unit 3</u>	88
<u>Unit 4</u>	89
<u>Unit 5</u>	93


Focus Area - Outcome Analysis	80
<u>Compose and Create</u>	76
<u>Comprehend and Respond</u>	85

U1.M1	Module 1	
Show/Hide Assessments		
The course objective was covered in 3 assessment(s):		
Assessment	Result	Comple
<u>Unit 1</u>	48/50	
<u>Spiritual Beliefs</u>	16/19	

2. To access your child's comments:


Step 1: Click on any PSD Outcome.

<i>PSD - Personal and Social Development Analysis</i>	
<u>Attitude Contributes to Learning</u>	FM
<u>Follows directions and classroom routines</u>	FM
<u>Coursework completed on time</u>	FM
<u>Organizes work and workspace</u>	FM
<u>Works effectively in groups</u>	FM



Step 2: Click on Show/Hide Assessments

A	Attitude Contributes to Learning
	<u>Show/Hide Assessments</u>




Step 3: Click on PSD

Show/Hide Assessments

The course objective was covered in 1 assessment(s):

Assessment
<u>PSD</u>



Step 4: Scroll to the bottom of the screen to see "Teacher Feedback"

Teacher Feedback

You have done well this quarter, I hope you continue to other math classes next quarter.